

**OXFAM INDIA
FOREIGN CONTRIBUTION ACCOUNT
Balance Sheet as at March 31, 2018**

(All amounts in Rupees absolute figures, unless otherwise stated)

Particulars	Schedule	As at 31 March 2018	As at 31 March 2017
Sources of Funds			
Corpus Fund		30,24,700	30,24,700
Reserves & Surplus	A	4,60,73,849	5,48,06,271
Capital Assets Fund	B	93,14,436	1,30,13,653
TOTAL		5,84,12,985	7,08,44,624
Application of Funds			
Fixed Assets			
Gross Block	C	5,80,46,856	5,86,67,924
Less: Accumulated Depreciation		4,87,32,420	4,56,54,271
Net Block		93,14,436	1,30,13,653
Cash and Bank Balances	D	10,64,79,826	7,16,92,197
Loans and Advances	E	3,31,77,544	2,27,62,072
Other Current Assets	F	2,69,24,728	3,30,98,398
		16,65,82,098	12,75,52,667
Less: Current Liabilities & Provisions	G	11,74,83,549	6,97,21,696
Net Current Assets		4,90,98,549	5,78,30,971
TOTAL		5,84,12,985	7,08,44,624

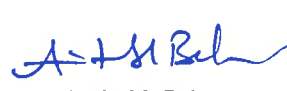
As per our report of even date.

For MALHOTRA & ASSOCIATES
Chartered Accountants
Firm Registration no. 011338N


Ashok K Malhotra
Prop.
Membership No. 089905
Place : New Delhi
Date: 20/09/2018

**For and on behalf of the Board of Directors of
Oxfam India**


Kiran Karnik
Director
Place: New Delhi
Date :


Amitabh Behar
Chief Executive Officer
and Chief Functionary


Satya Prakash Mishra
Director Operations



OXFAM INDIA
FOREIGN CONTRIBUTION ACCOUNT
Receipts and Payments Account for the year ended 31 March 2018
 (All amounts in Rupees absolute figures, unless otherwise stated)

Particulars	Schedules	For the year ended 31 March 2018	For the year ended 31 March 2017
OPENING BALANCES			
a. Cash in hand		4,785	1,10,088
b. Balances with Scheduled Banks			
- Saving Accounts			
Foreign Contribution Account		6,86,62,712	9,86,42,356
- Fixed Deposits		30,24,700	7,15,24,700
c. Loans and Advances		2,33,21,835	3,28,67,619
d. Creditors + Other Liability		68,42,836	(37,95,009)
Sub Total		10,18,56,868	19,93,49,754
RECEIPTS			
Grants/Donations Received			
- Grants from Affiliates		46,28,16,058	34,20,61,493
- Unspent Grant		-	9,14,001
- Donation-Corporate and Institutions		4,52,22,316	2,63,41,661
- Donation-Individuals		1,14,11,814	26,95,983
- Donation - events		1,47,91,492	1,36,86,549
Bank Interest		44,48,605	79,62,918
Other Income		17,04,589	1,775
Sub Total		54,03,94,874	39,36,64,380
Total		64,22,51,741	59,30,14,134
PAYMENTS			
- Grant paid to Partners		12,08,21,944	11,32,83,302
- Programme Expenses		24,63,29,169	21,44,42,444
- Fundraising Cost		4,88,89,708	3,27,09,222
- Staff Cost		4,17,52,441	4,67,88,607
- Co-ordination and Administration Costs		6,23,91,198	7,92,50,651
- Capitalised assets purchased		27,28,065	43,04,600
- Prior period expenses		95,164	3,78,440
Sub Total		52,30,07,688	49,11,57,266
CLOSING BALANCES			
a. Cash in hand		2,016	4,785
b. Balances with Scheduled Banks			
- Saving Accounts			
Foreign Contribution Account		2,92,46,242	6,86,62,712
- Fixed Deposits		7,72,31,568	30,24,700
c. Loans and Advances		2,54,06,134	2,33,21,835
d. Less: Creditors + Other Liability		(1,26,41,907)	68,42,836
Sub Total		11,92,44,053	10,18,56,868
Total		64,22,51,741	59,30,14,134


The schedules referred to above and notes to accounts form an integral part of the Balance Sheet.


As per our report of even date.


For MALHOTRA & ASSOCIATES
 Chartered Accountants
 Firm Registration no. 011338N


 Ashok K. Malhotra
 Prop.
 Membership No. 089905
 Place: New Delhi
 Date: 20/09/2018

For and on behalf of the Board of Directors of Oxfam India


 Kiran Karnik
 Director


 Amitabh Behar
 Chief Executive Officer
 and Chief Functionary


 Satya Prakash Mishra
 Director Operations

Place: New Delhi
 Date:



OXFAM INDIA
FOREIGN CONTRIBUTION ACCOUNT
Income and Expenditure account for the year ended 31 March 2018
(All amounts in Rupees absolute figures, unless otherwise stated)

Particulars	Schedule	For the year ended 31 March 2018	For the year ended 31 March 2017
INCOME			
Grants/Donations	H	47,76,12,797	48,57,90,257
Other Income	I	71,29,709	83,49,059
TOTAL INCOME		48,47,42,506	49,41,39,316
EXPENDITURE			
Programme expenses	J	33,98,50,896	32,54,24,577
Fundraising cost	K	4,88,89,708	3,27,09,222
Personnel expenses	L	4,15,14,555	4,33,26,634
Co-ordination and administration costs	M	6,03,96,541	7,77,57,290
Capitalised assets purchased	N	27,28,065	43,04,600
Prior Period Expenses	O	95,164	3,78,440
TOTAL EXPENDITURE		49,34,74,928	48,39,00,763
Excess of income over expenditure {(Deficit)/Surplus}		(87,32,422)	1,02,38,553

As per our report of even date.

For **MALHOTRA & ASSOCIATES**
Chartered Accountants
Firm Registration no. 011338N



Ashok K. Malhotra
Prop.

Membership No. 089905
Place : New Delhi
Date: 20/09/2018

For and on behalf of the Board of Directors of
Oxfam India


Kiran Karnik
Director

Place: New Delhi
Date :


Amitabh Behar
Chief Executive Officer
and Chief Functionary


Satya Prakash Mishra
Director Operations



OXFAM INDIA**Schedules to the Accounts**

(All amounts in Rupees absolute figures, unless otherwise stated)

Particulars	As at 31 March 2018	As at 31 March 2017
SCHEDULE A		
Reserves & Surplus		
(a) General Fund		
Opening Balance	2,63,06,271	2,60,67,719
Add: Excess of Income over expenditure	(87,32,422)	1,02,38,552
	1,75,73,849	3,63,06,271
Less: Reserve for Catastrophe/ Contingencies	-	1,00,00,000
	(a) 1,75,73,849	2,63,06,271
(b) Special Reserve Fund		
Restricted Reserve - Catastrophe fund	1,35,00,000	1,35,00,000
Unrestricted Reserve Fund - Contingency Fund	1,50,00,000	1,50,00,000
	(b) 2,85,00,000	2,85,00,000
Total (a) + (b)	4,60,73,849	5,48,06,271
SCHEDULE B		
Capital Assets Fund		
Opening Balance	1,30,13,653	1,72,63,752
Add: Additions during the year	28,34,702	43,04,600
	1,58,48,355	2,15,68,352
Less: Depreciation transferred to Income and Expenditure account	65,33,920	85,54,699
	93,14,436	1,30,13,653
SCHEDULE D		
Cash and Bank Balances		
Cash on hand	2,016	4,785
Balances with banks:		
- in saving accounts	2,92,46,242	6,86,62,712
- in deposits accounts	7,72,31,568	30,24,700
	10,64,79,826	7,16,92,197
SCHEDULE E		
Loans & Advances		
(unsecured, considered good)		
Advances recoverable in cash or in kind	2,11,17,857	1,10,42,455
Security Deposits	92,91,776	92,58,226
Taxes deducted at source	27,67,911	24,61,391
	3,31,77,544	2,27,62,072
SCHEDULE F		
Other Current Assets		
Interest accrued on fixed deposits	13,69,778	8,04,229
Grants/Donations receivable	2,55,54,950	3,17,34,405
Capital advances	-	5,59,763
	2,69,24,728	3,30,98,397



OXFAM INDIA

**Schedules to the Accounts
Schedule - C Fixed Assets**

(All amounts in Rupees absolute figures, unless otherwise stated)

Particulars	Gross Block				Depreciation			Net Block	
	At 01 April 2017	Additions	Deletions/ Adjustments	At 31 March 2018	At 01 April 2017	For the year	Deletions/ Adjustments	At 31 March 2018	At 31 March 2017
	Office Equipments	1,25,41,601	10,48,813	7,60,110	1,28,30,304	93,49,530	15,81,015	7,60,110	1,01,70,435
Furniture and Fixture	48,24,506	2,01,533	1,05,209	49,20,830	40,42,463	2,26,460	1,05,209	41,63,714	7,82,043
Computers	2,10,71,367	10,24,593	25,90,451	1,95,05,509	1,67,14,886	23,47,260	25,90,451	1,64,71,695	43,56,481
Vehicle	42,11,101	-	-	42,11,101	33,01,976	2,91,727	-	35,93,703	9,09,125
Leasehold Improvements	59,31,694	-	-	59,31,694	59,31,694	-	-	59,31,694	-
Website Development	48,16,790	4,63,450	-	52,80,240	30,29,773	10,89,922	-	41,19,695	17,87,017
Software Development	52,70,865	96,313	-	53,67,178	32,83,948	9,97,536	-	42,81,484	19,86,917
Total	5,86,67,924	28,34,702	34,55,770	5,80,46,856	4,56,54,271	65,33,920	34,55,770	4,87,32,420	1,30,13,653
Previous Year	5,94,27,093	43,04,600	50,63,769	5,86,67,924	4,21,63,341	85,54,699	50,63,769	4,56,54,271	1,72,63,752



Handwritten signature and initials in blue ink.

Handwritten signature and initials in blue ink.

OXFAM INDIA**Schedules to the Accounts**

(All amounts in Rupees absolute figures, unless otherwise stated)

Particulars	For the year ended 31 March 2018	For the year ended 31 March 2017
SCHEDULE H		
Grants/ Donations		
Grants from Affiliates	33,30,35,720	30,67,26,065
Donation - Corporate & Institutions	3,44,21,444	7,43,22,495
Donation - Individuals	1,14,11,816	26,42,629
Donation - events	1,13,27,014	1,36,86,549
Donation - affiliates Humanitarian	8,74,16,804	8,84,12,519
	47,76,12,797	48,57,90,257
SCHEDULE I		
Other Income		
Interest from banks		
- Bank deposits	29,60,695	58,98,952
- Others	20,53,459	19,58,057
Sale proceeds of fixed assets	2,25,229	39,887
Other non-operating income	18,90,326	4,52,163
	71,29,709	83,49,059
SCHEDULE J		
Programme Expenses		
Grant paid to Partners	11,24,08,119	11,23,69,301
Humanitarian response including relief materials	8,67,81,360	8,96,28,145
Workshops and consultation charges	6,04,83,017	5,24,67,963
Programme evaluation and training cost	72,53,839	55,53,693
<i>Add: Personnel expenses related to programme activities</i>	7,29,24,560	6,54,05,475
	33,98,50,896	32,54,24,577
SCHEDULE K		
Fundraising cost		
Retainership fees	20,63,567	59,25,523
Fundraising agency charges	-	-
Other fundraising expenses	2,24,17,452	10,28,334
<i>Add: Personnel expenses related to fundraising activities</i>	1,96,81,417	2,00,13,949
<i>Add: Co-ordination and administration cost related to fundraising activities</i>	46,20,635	57,41,416
<i>Add: Capital assets purchased related to fundraising activities</i>	1,06,637	-
	4,88,89,708	3,27,09,222
SCHEDULE L		
Personnel Expenses		
Salary		
- Programme staffs	7,29,24,560	6,54,05,475
- Fundraising staffs	1,96,81,417	2,00,13,949
- Other staffs	3,38,05,831	3,45,66,206
Contribution to provident fund	5,95,110	6,34,343
Gratuity	-	13,66,872
Leave benefits	-	(19,58,052)
Staff welfare expenses	44,67,808	35,68,574
Training & recruitment expenses	26,45,806	51,48,691
<i>Less: Personnel expenses related to programme activities</i>	(7,29,24,560)	(6,54,05,475)
<i>Less: Personnel expenses related to fundraising activities</i>	(1,96,81,417)	(2,00,13,949)
	4,15,14,555	4,33,26,634



[Handwritten signature]

[Handwritten signature]

[Handwritten signature]



[Handwritten initials]

SCHEDULE M**Co-ordination and Administration Costs**

Rent	2,37,74,801	2,50,59,539
Travelling and conveyance	1,55,63,025	2,18,32,216
Communication costs	40,37,551	48,54,608
Repair and maintenance	-	-
- Computers	6,76,440	12,60,628
- Other than computers	93,33,534	1,28,42,312
Electricity charges	22,00,308	25,73,959
Printing and stationery	29,50,623	44,23,750
Professional charges	30,71,383	60,67,254
Insurance	1,26,427	1,69,223
Rates and taxes	60,909	3,09,839
Bank charges	4,49,530	5,33,569
Payment to auditors		
- Statutory audit fee	15,87,616	-
- Out of pocket expenses	64,236	46,449
Miscellaneous expenses	11,20,791	35,25,360
<i>Less: Co-ordination and administration costs related to fundraising activities</i>	<i>(46,20,635)</i>	<i>(57,41,416)</i>
	6,03,96,539	7,77,57,290

SCHEDULE N**Capitalised assets purchased**

Capital assets purchased	28,34,702	43,04,600
<i>Less: Capital assets purchased related to fundraising activities</i>	<i>(1,06,637)</i>	<i>-</i>
	27,28,065	43,04,600

SCHEDULE O**Prior period expense**

Professional charges	95,164	3,78,440
	95,164	3,78,440



Handwritten signature in blue ink.

Handwritten signature in blue ink.

Handwritten signature in blue ink.